

3rd February 2021

BSE LIMITED Phiroze Jeejeebhoy Towers Dalal Street, Mumbai – 400001 Scrip Code: BSE – AJANTPHARM 532331	National Stock Exchange of India, Exchange Plaza, 5 th Floor, Plot no. C/1, G Block, Bandra Kurla Complex, Bandra (East), Mumbai – 400 051 Scrip Code: NSE AJANTPHARM EQ
--	--

Sub.: Compliance Under Regulation 47 of the SEBI (Listing Obligations And Disclosure Requirements) Regulations, 2015 ('Listing Regulations')

Dear Sir/Madam,

Pursuant to Regulation 47 of the Listing Regulations, please find enclosed copies of financial results of the Company for the quarter ended 31st December 2020 published in following newspapers on 3rd February 2021:

1. Mumbai edition of Economic Times and
2. Mumbai edition of Maharashtra Times;


This is for your information and record.

Yours faithfully,

GAURANG SHAH

VP – Legal, Corporate Affairs & Company Secretary

Encl.: a/a

 VINATI ORGANICS LIMITED Regd. Office : B-12 & B-13/1, MIDC Indl. Area, Mahad - 402 309, Dist. Raigad, Maharashtra. Phone - +91-22-61240444/28, Fax - +91-22-61240438 CIN - L24116MH1989PLC052224, Email - vinati@vinatiorganics.com, Website - www.vinatiorganics.com				
EXTRACT OF UNAUDITED FINANCIAL RESULTS FOR THE QUARTER AND NINE MONTHS ENDED DECEMBER 31, 2020				
(Rs. in Crore)				
Particulars	Quarter Ended		Nine Months Ended 31/12/2020 Unaudited	
	31/12/2020	31/12/2019		
Unaudited				
1. Total income from operations	223.47	238.47	674.49	
2. Net profit / (loss) for the period before tax	70.60	88.86	240.40	
3. Net profit / (loss) for the period after tax	64.14	66.82	198.48	
4. Total Comprehensive Income for the period (Comprising Profit for the period after tax and other comprehensive income after tax)	64.04	66.83	198.19	
5. Paid up Equity share capital	10.28	10.28	10.28	
6. Earnings per share (before extraordinary items) (of Re. 1/- each)				
Basic	6.24	6.50	19.31	
Diluted	6.24	6.50	19.31	
7. Earnings per share (after extraordinary items) (of Re.1/- each)				
Basic	6.24	6.50	19.31	
Diluted	6.24	6.50	19.31	


Reserves (excluding Revaluation Reserve) as on 31st March,2020 is Rs.1269.13 Cr.

Notes:

- The above is an extract of the detailed Unaudited Financial Results for the quarter/ nine months ended 31.12.2020 filed with the Stock Exchanges under Regulation 33 of the SEBI (Listing obligations and Disclosure Requirements) Regulations, 2015. The full Unaudited Financial results are available on the websites of BSE and NSE at www.bseindia.com and www.nseindia.com respectively and on the Company's website at www.vinatiorganics.com.
- The above results were reviewed by the Audit Committee and approved by the Board of Directors at their meeting held on 02.02.2021

For Vinati Organics Limited
Sd/-
Vinati Saraf Mutreja
Managing Director & CEO
DIN : 00079184

Place : Mumbai
Date : 02/02/2021


 Alkyl Amines Chemicals Ltd. Regd. Office: 401-407, Nirman Vyapar Kendra, Plot no. 10, Sector 17, Vashi, Navi Mumbai 400703 Tel. No.: 022-67946618 Fax: 022-67946666 Web: www.alkylamines.com E-mail ID: legal@alkylamines.com CIN: L99999MH1979PLC021796						
EXTRACT OF UNAUDITED FINANCIAL RESULTS FOR THE QUARTER AND NINE MONTHS ENDED DECEMBER 31, 2020						
(Rs. in lakhs, except per share data)						
Particulars	Quarter ended			Nine Months ended		Year ended
	December 31, 2020	September 30, 2020	December 31, 2019	December 31, 2020	December 31, 2019	March 31, 2020
	(Unaudited)	(Unaudited)	(Unaudited)	(Unaudited)	(Unaudited)	(Audited)
Total income from operations	32,554.55	29,397.41	25,907.83	86,585.24	76,250.46	99,988.92
Exceptional Items	-	-	3,284.16	-	3,284.16	3,284.16
Net Profit before tax (Including Exceptional Items)	11,581.39	8,913.63	9,864.63	27,456.91	19,860.30	25,970.93
Net Profit after tax	8,448.91	6,547.20	7,708.65	20,274.24	16,607.31	21,528.12
Total Comprehensive Income	8,343.09	6,413.91	7,620.36	20,014.93	16,487.77	21,397.95
Equity Share Capital	1,020.64	1,020.50	1,019.82	1,020.64	1,019.82	1,019.82
Earnings Per Share (Face value of Rs. 5/- each) (for continuing and discontinued operations)						
Basic	41.39	32.08	37.79	99.32	81.42	105.55
Diluted:	41.29	32.00	37.69	99.07	81.21	105.27

Notes:

- The above is an extract of the detailed format of Quarterly/ Nine Months ended Financial Results filed with the Stock Exchanges under Regulation 33 of the SEBI (Listing Obligations & Disclosure Requirements) Regulations, 2015. The full format of the Financial Results are available on the Stock Exchanges' Websites (www.bseindia.com, www.nseindia.com) and on the Company's website (www.alkylamines.com)
- The above unaudited financial results have been reviewed and recommended by the Audit Committee at their meeting held on February 2, 2021 and approved by the Board of Directors at their meeting on the same date.
- The Board of Directors have declared an interim dividend at the rate of 200% (i.e. Rs. 10/- per share) on 2,04,12,711 Equity Shares of Rs. 5/- each fully paid up.

For ALKYL AMINES CHEMICALS LTD.
Sd/-
YOGESH M. KOTHARI
CHAIRMAN & MANAGING DIRECTOR

Place : Mumbai
Date : 02.02.2021

 ajanta pharma limited Regd. Office: 'Ajanta House', Charkop, Kandivli (W), Mumbai-67, Phone - +91-22-66061000, Fax - +91-22-66061200 CIN - L24230MH1979PLC022059 Email - info@ajantapharma.com, Website - www.ajantapharma.com				
Extract of Unaudited Consolidated Financial Results for the quarter and nine months ended 31 December 2020				
₹ in Crore				
Particulars	Quarter ended	Nine month ended	Quarter ended	Year ended
	31-Dec-20	31-Dec-20	31-Dec-19	31-Mar-20
1 Total Income from Operations	748.74	2,132.85	651.21	2,587.87
2 Net Profit for the period before tax (before exceptional and/or extraordinary items)	215.47	671.40	175.44	667.89
3 Net Profit for the period before tax (after exceptional and/or extraordinary items)	215.47	671.40	175.10	663.97
4 Net Profit for the period after tax (after exceptional and/or extraordinary items)	176.63	494.61	107.55	467.70
5 Total Comprehensive Income for the period (comprising profit for the period after tax and other comprehensive income after tax)	176.16	490.50	109.38	473.26
6 Equity Share Capital	17.39	17.39	17.54	17.54
7 Reserve (excluding Revaluation Reserve) as shown in audited balance sheet				2,581.33
8 Earnings Per Share (FV of ₹ 2/- each)				
(a) Basic - in ₹	20.41	57.16	12.33	53.60
(b) Diluted - in ₹	20.41	57.16	12.32	53.60

Key information on Standalone Financial Results :

Particulars	Quarter ended 31-Dec-20	Nine month ended 31-Dec-20	Quarter ended 31-Dec-19	Year ended 31-Mar-20
Total Income from Operations	733.16	1,970.52	530.55	2,196.42
Profit Before Tax	218.34	685.34	165.77	612.67
Profit After Tax	179.95	520.86	108.32	441.13
Total Comprehensive Income	179.34	519.05	107.58	438.58


Notes:

- The above financial results have been reviewed by Audit Committee and thereafter approved by the Board of Directors at their meeting held on 2 February 2021.
- The above is an extract of the detailed format of Quarter and Nine months Financial Results filed with Stock Exchange under Regulation 33 of the SEBI (Listing Obligations and Disclosure Requirements) regulations, 2015. The full format of the standalone and consolidated financial results for the quarter and nine months ended 31 December 2020 are available on stock exchange websites www.nseindia.com and www.bseindia.com and on Company's website www.ajantapharma.com.

By order of the Board
For Ajanta Pharma Ltd.

Yogesh M. Agrawal
Managing Director

Mumbai, 2 February 2021

 EPL LIMITED (Formerly known as ESSEL PROPACK LIMITED) Corporate Office: Top Floor, Times Tower, Kamala City, Senapati Bapat Marg, Lower Parel, Mumbai 400013. Tel: +91 22 2481 9000/9200, investor.grievance@epglobal.com www.epglobal.com Regd. Office: P.O. Vasind, Taluka Shahapur, Thane 421604, Maharashtra Tel: +91 967333971 CIN: L74950MH1982PLC028947					
GLOBAL OPERATIONS EXTRACT OF UNAUDITED CONSOLIDATED FINANCIAL RESULTS FOR THE QUARTER AND NINE MONTHS ENDED 31 DECEMBER 2020					
(₹ in Million, except per share data)					
Sr. No.	Particulars	Quarter ended	Quarter ended	Nine months ended	Year ended
		31-Dec-2020	31-Dec-2019	31-Dec-2020	31-Mar-2020
Unaudited					
1	Total income	7,703	7,150	22,904	27,734
2	Profit before exceptional items and tax	941	901	2,733	2,848
3	Profit before tax for the period after exceptional items	941	901	2,572	2,754
4	Profit after tax for the period attributable to the owners of the Company	709	601	1,823	2,073
5	Total comprehensive income attributable to owners of the Company	1,052	987	2,446	2,304
6	Paid-up equity share capital (Face Value ₹ 2/- each)	631	631	631	631
7	Other equity (excluding Revaluation reserves)			-	14,695
8	Earnings per share (of ₹ 2/- each)				
	Basic	^2.25	^1.91	^5.78	6.57
	Diluted	^2.24	^1.91	^5.77	6.57

(^ not annualised)

INDIA STANDALONE EXTRACT OF UNAUDITED STANDALONE FINANCIAL RESULTS FOR THE QUARTER AND NINE MONTHS ENDED 31 DECEMBER 2020					
(₹ in Million, except per share data)					
Sr. No.	Particulars	Quarter ended	Quarter ended	Nine months ended	Year ended
		31-Dec-2020	31-Dec-2019	31-Dec-2020	31-Mar-2020
Unaudited					
1	Total income	2,049	2,655	7,016	8,823
2	Profit before exceptional items and tax	224	728	1,377	1,347
3	Profit / (loss) for the period after exceptional items	224	728	1,377	1,253
4	Net Profit / (loss) after tax for the period	195	605	1,180	1,058
5	Total comprehensive income / (loss) for the period	191	604	1,169	1,057
6	Paid-up equity share capital (Face Value ₹ 2/- each)	631	631	631	631
7	Other equity (excluding Revaluation reserves)				6,337
8	Earnings per share (of ₹ 2/- each)				
	Basic	^0.62	^1.92	^3.74	3.35
	Diluted	^0.62	^1.92	^3.73	3.35


(^ not annualised)

NOTES:

- The above unaudited financial results have been reviewed by the Audit Committee and approved by the Board of Directors at their respective meetings held on 2 February 2021.
- The above is an extract of the detailed format of the standalone and consolidated financial results for the quarter and nine months ended 31 December 2020 filed with stock exchange pursuant to Regulation 33 of the SEBI (Listing Obligations and Disclosure Requirements) Regulations, 2015.
- The full format of the standalone and consolidated financial results for the quarter and nine months ended 31 December 2020 are available on the Stock Exchange websites (www.bseindia.com and www.nseindia.com) and on the Company's website (www.epglobal.com).

For EPL Limited
Sudhanshu Vats
Managing Director and Chief Executive Officer

Place: Mumbai
Date: 02 February 2021



Platina & Green Maple Leaf
FULLY RECYCLABLE LAMINATE TUBES
SUCCESSFUL APR RECOGNITION
WWW.ESELPROPACK.COM

